

LOW-PEAK®

Dual-Element, Time-Delay Fuses

Class J – 600 Volt

LPJ_SPI

70 to 600A



Catalog Symbol: LPJ-_SPI
Dual-Element, Time-Delay – 10 seconds (minimum) at 500% rated current

Current-Limiting
Ampere Rating: 70 to 600A
Voltage Rating:
ac: 600V (or less)
dc: 300V (or less)

Interrupting Rating:
ac: 300,000A RMS Sym.
dc: 100,000A

Agency Information:
UL Listed – Special Purpose†, Guide JFHR, File E56412
CSA Certified, Class J per CSA C22.2 No. 248.8,
Class 1422-02, File 53787

†Meets all performance requirements of UL Standard 248-8 for Class J fuses.

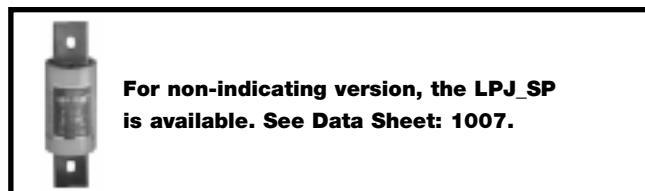
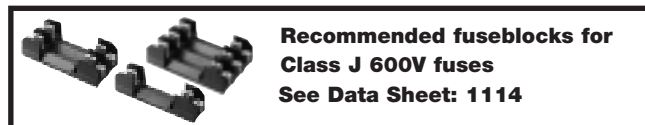
Catalog Symbol and Ampere Ratings

LPJ-70SPI	LPJ-125SPI	LPJ-250SPI	LPJ-500SPI
LPJ-80SPI	LPJ-150SPI	LPJ-300SPI	LPJ-600SPI
LPJ-90SPI	LPJ-175SPI	LPJ-350SPI	—
LPJ-100SPI	LPJ-200SPI	LPJ-400SPI	—
LPJ-110SPI	LPJ-225SPI	LPJ-450SPI	—

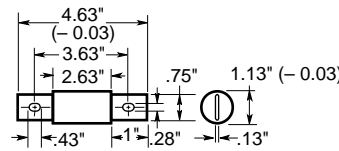
Carton Quantity and Weight

Ampere Ratings	Carton Qty.	Weight*	
		Lbs.	Kg.
70–100	5	1.69	0.767
110–200	5	4.21	1.910
225–400	1	1.67	0.758
450–600	1	2.80	1.270

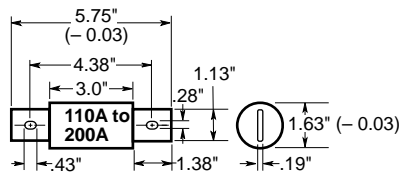
*Weight per carton.



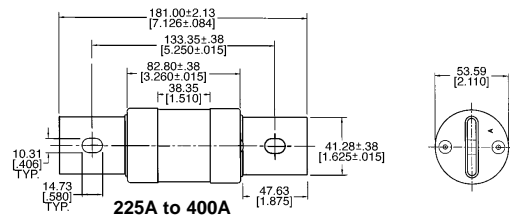
Dimensional Data



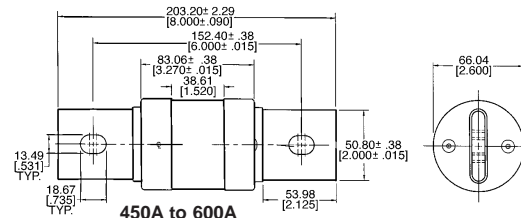
70A to 100A



110A to 200A



225A to 400A



450A to 600A

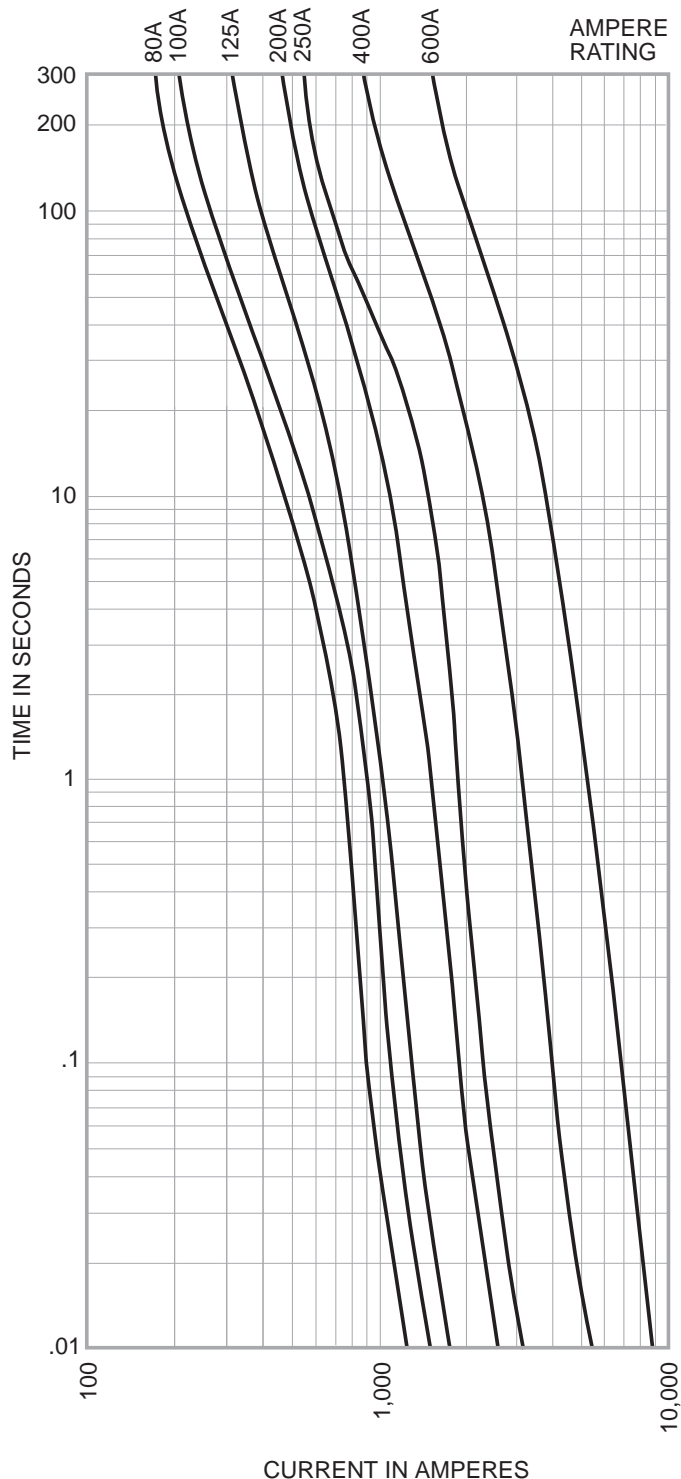
General Information:

- Permanent replacement fuse indication.
- True dual-element fuses with a minimum 10 second time-delay at 500% overload.
- Long time-delay minimizes needless fuse openings due to temporary overloads and transient surges.
- Can often be sized for back-up protection against motor burnout from overload or single-phasing if other overload protective devices fail.
- High interrupting rating to safely interrupt overcurrents up to 300,000A.
- High degree of current-limitation due to the fast speed-of-response to short-circuits.
- Faster response to damaging short-circuit currents than mechanical overcurrent protective devices.
- Reduces let-through thermal and magnetic forces in order to protect low withstand rated components.
- Proper sizing provides “no damage” Type “2” coordinated protection for NEMA and IEC motor control in accordance with IEC Standard 947-4-1.
- Dual-element fuses have lower resistance than ordinary fuses, hence they run cooler.
- Lower watts loss reduces power consumption.
- Unique dimensions assure that another class of fuse with a lesser voltage rating, interrupting rating or current-limiting ability cannot be substituted.
- Space-saving package for equipment down sizing.

LOW-PEAK® Dual-Element, Time-Delay Fuses Class J - 600 Volt

LPJ_SPI 70-600A

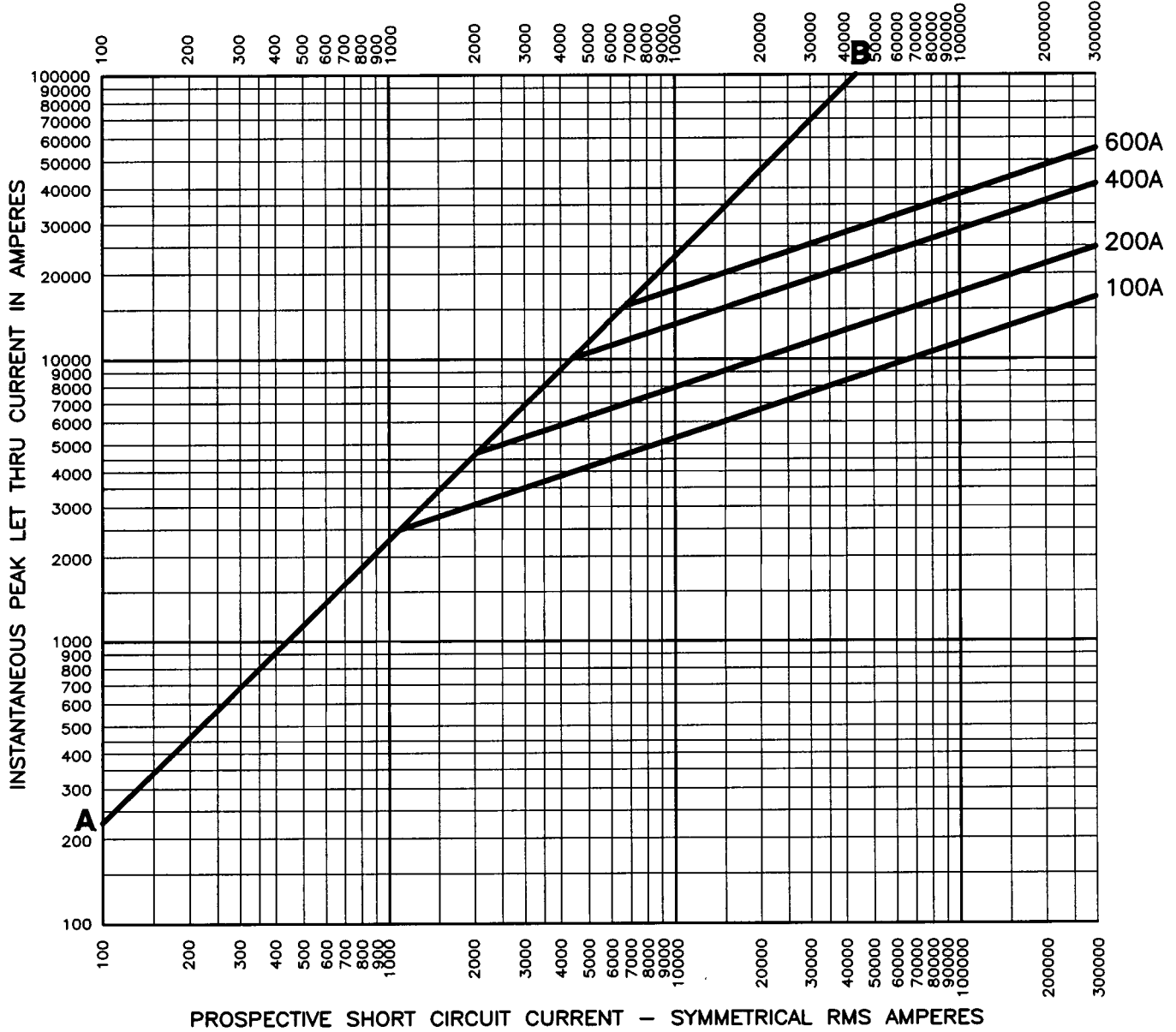
Time-Current Characteristic Curves-Average Melt



LOW-PEAK®
Dual-Element, Time-Delay Fuses
Class J - 600 Volt

LPJ_SPI
70-600A

Current-Limitation Curves



The only controlled copy of this Data Sheet is the electronic read-only version located on the Bussmann Network Drive. All other copies of this document are by definition uncontrolled. This bulletin is intended to clearly present comprehensive product data and provide technical information that will help the end user with design applications. Bussmann reserves the right, without notice, to change design or construction of any products and to discontinue or limit distribution of any products. Bussmann also reserves the right to change or update, without notice, any technical information contained in this bulletin. Once a product has been selected, it should be tested by the user in all possible applications.